

Specifications

Nominal Voltage	12V
Nominal Capacity(20HR)	24.0AH
Dimension	Length 166.5±1mm (6.56 inches)
	Width 175±1mm (6.89 inches)
	Container Height 125±1mm (4.92 inches)
	Total Height (with Terminal) 125±1mm (4.92 inches)
Approx Weight	Approx 7.2 kg (15.88lbs)
Terminal	T3 / T12
Container Material	ABS
Rated Capacity	24.0 AH/1.16A (20hr, 1.80V/cell, 20°C/68°F)
	21.7 AH/2.17A (10hr, 1.80V/cell, 20°C/68°F)
	19.6 AH/3.92A (5hr, 1.75V/cell, 20°C/68°F)
	17.6 AH/5.88A (3hr, 1.75V/cell, 20°C/68°F)
	14.3 AH/14.3A (1hr, 1.60V/cell, 20°C/68°F)
Max. Discharge Current	360A (5s)
Internal Resistance	Approx 14mΩ
Operating Temp. Range	Discharge : -15~50°C (5~122°F)
	Charge : 0~40°C (32~104°F)
	Storage : -15~40°C (5~104°F)
Nominal Operating Temp. Range	20±3°C (68±5°F)
Cycle Use	Initial Charging Current less than 7.2A. Voltage 14.25V~14.85V at 20°C(68°F)Temp. Coefficient -30mV/°C
	Standby Use
Capacity affected by Temperature	40°C (104°F) 103%
	25°C (77°F) 100%
	0°C (32°F) 86%
Self Discharge	XLNT power XLT series batteries may be stored for up to 6 months at 20°C (68°F) and then a freshening charge is required. For higher temperatures the time interval will be shorter.



Applications

- ◆ All purpose
- ◆ Uninterruptable Power Supply (UPS)
- ◆ Electric Power System (EPS)
- ◆ Emergency backup power supply
- ◆ Emergency light
- ◆ Railway signal
- ◆ Aircraft signal
- ◆ Alarm and security system
- ◆ Electronic apparatus and equipment
- ◆ Communication power supply
- ◆ DC power supply
- ◆ Auto control system



Constant Current Discharge (Amperes) at 20 °C (68°F)

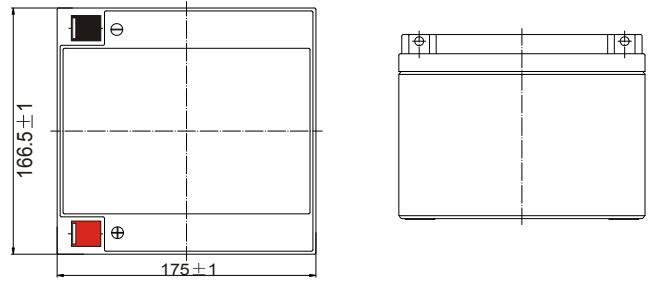
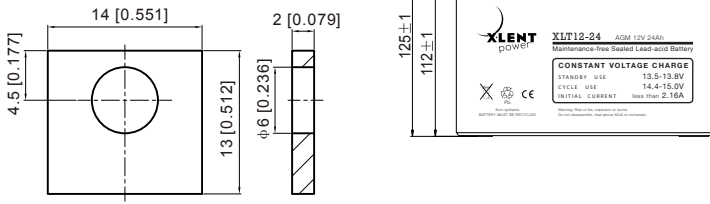
F.V/Time	5min	10min	15min	20min	30min	45min	1h	2h	3h	4h	5h	6h	8h	10h	20h
1.85V/cell	43.4	33.3	27.6	23.9	18.5	13.6	11.5	6.85	5.36	4.36	3.56	3.12	2.51	2.10	1.15
1.80V/cell	58.3	42.6	33.4	28.2	21.8	15.8	12.8	7.48	5.77	4.65	3.82	3.34	2.67	2.17	1.16
1.75V/cell	65.7	46.8	36.5	30.4	22.6	16.4	13.4	7.76	5.88	4.76	3.92	3.43	2.71	2.22	1.18
1.70V/cell	72.4	51.0	38.9	31.9	23.5	17.1	13.9	7.95	6.04	4.88	4.02	3.51	2.75	2.27	1.20
1.65V/cell	79.8	55.1	41.4	33.9	24.8	17.5	14.2	8.06	6.30	5.05	4.13	3.58	2.79	2.31	1.21
1.60V/cell	88.0	59.8	44.3	36.1	26.2	18.2	14.3	8.41	6.49	5.21	4.26	3.66	2.82	2.34	1.22

Constant Power Discharge (Watts) at 20 °C (68°F)

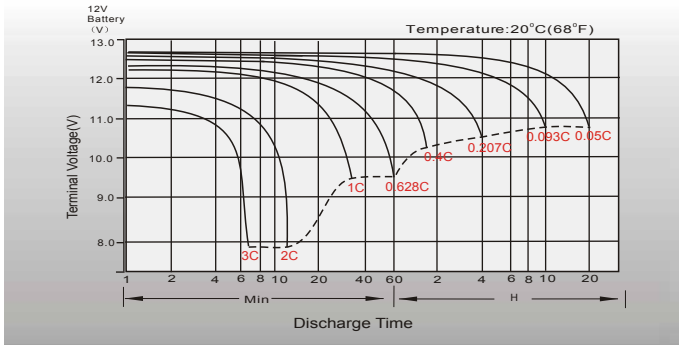
F.V/Time	5min	10min	15min	20min	30min	45min	1h	2h	3h	4h	5h	6h	8h	10h	20h
1.85V/cell	79.4	61.6	51.5	45	35.2	26.1	22.1	13.3	10.5	8.52	6.97	6.13	4.96	4.16	2.28
1.80V/cell	105.4	77.8	61.4	52.4	40.9	30.2	24.6	14.4	11.2	9.05	7.45	6.55	5.25	4.28	2.30
1.75V/cell	116.3	84.1	66.3	55.9	42.1	31.0	25.7	14.9	11.3	9.22	7.62	6.70	5.33	4.39	2.32
1.70V/cell	124.6	89.6	69.8	58.3	43.6	32.1	26.4	15.2	11.6	9.45	7.80	6.83	5.40	4.47	2.36
1.65V/cell	135.4	95.8	73.6	61.4	45.6	32.6	26.8	15.4	12.1	9.74	7.98	6.96	5.47	4.56	2.39
1.60V/cell	145.9	101.6	77.4	64.7	47.8	33.8	26.9	16.0	12.4	10.0	8.22	7.09	5.51	4.60	2.40

Dimensions

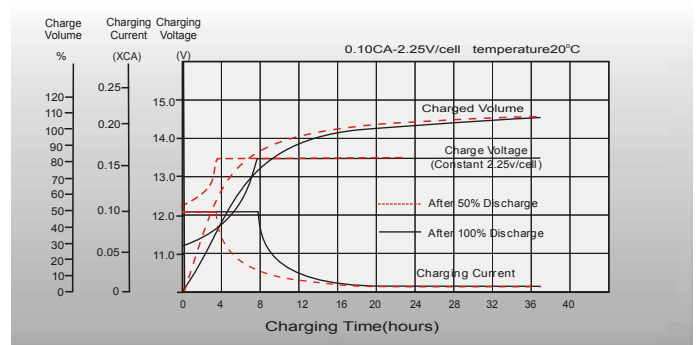
T3 Terminal Unit: mm [inches]



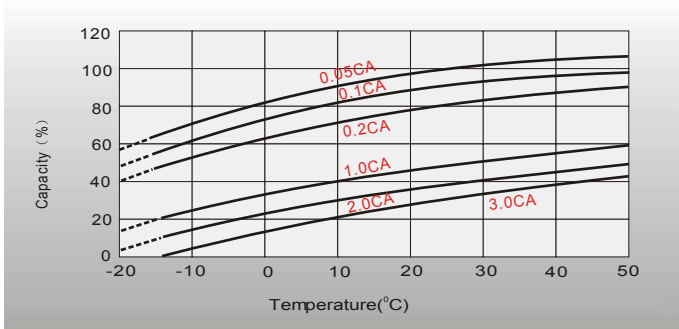
Discharge Characteristics



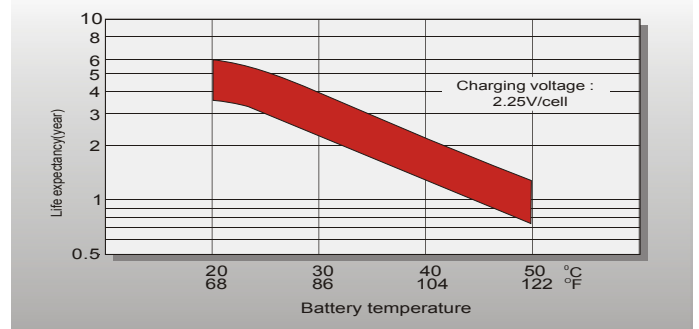
Float Charging Characteristics



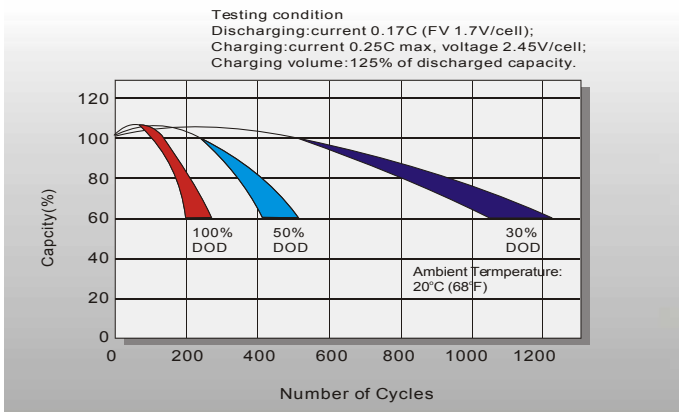
Temperature Effects in Relation to Battery Capacity



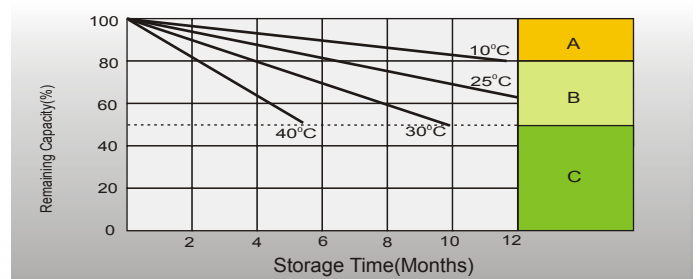
Effect of Temperature on Long Term Float Life



Cycle Life in Relation to Depth of Discharge



Self Discharge Characteristics



- A** No supplementary charge required
(Carry out supplementary charge before use if 100% capacity is required.)
- B** Supplementary charge required before use. Optional charging way as below:
1. Charged for above 3 days at limited current 0.25CA and constant voltage 2.25V/cell.
2. Charged for above 20 hours at limited current 0.25CA and constant voltage 2.45V/cell.
3. Charged for 8-10 hours at limited current 0.05CA.
- C** Supplementary charge may often fail to recover the capacity.
The battery should never be left standing till this is reached.